

Name of meeting: Corporate Parenting Board
Date: 14 Feb 2019
Title of report: Number and Age of Children in Care

Purpose of report

To provide information to Corporate Parenting Board relating to the number and profile of children in care. Including information related to the number placed outside of the District.

| | |
|--|--|
| Key Decision - Is it likely to result in spending or saving £250k or more, or to have a significant effect on two or more electoral wards? | NA |
| Key Decision - Is it in the Council's Forward Plan (key decisions and private reports?) | NA |
| The Decision - Is it eligible for call in by Scrutiny? | NA |
| Date signed off by <u>Strategic Director</u> & name | Steve Comb for Elaine McShane (5.2.19) |
| Is it also signed off by the Service Director for Finance IT and Transactional Services? | NA |
| Is it also signed off by the Service Director for Legal Governance and Commissioning Support? | NA |
| Cabinet member portfolio | Cllr V Kendrick Childrens Portfolio |

Electoral wards affected: All

Ward councillors consulted: No

Public or private: Public

(Have you considered GDPR?)

Yes GDPR has been considered. The information in this report does not identify any individuals.

1. Summary

This graph shows the number of looked after children (excluding any looked after children receiving only S20 short term breaks) alongside the number of unaccompanied asylum seeking children (UASC).

The current number of LAC equates to a rate per 10,000 population aged 0-17 of **63.0** (63.8). This compares to a statistical neighbour average of 86.1 and a national average of 64.0 based on published data for March 2018 (NB: The number of children in Kirklees aged 0-17 has been revised for the calculation from 99,192 to 99,815 as per the data published by DfE in October 2018)

Kirklees (Dec 18) = 63.0

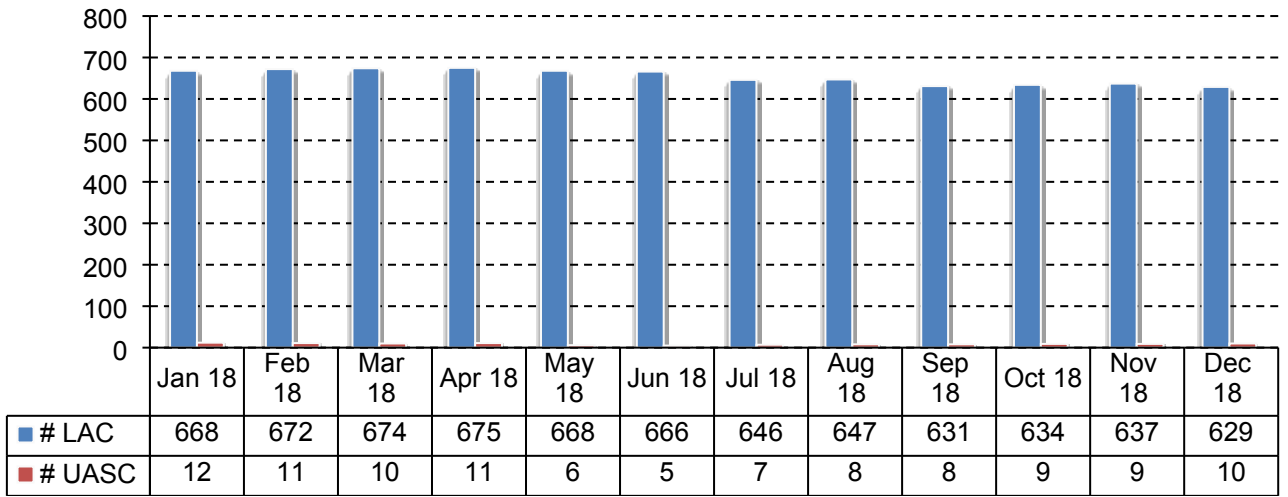
Statistical Neighbours (2018) = 86.1

England (2018) = 64.0

Statistical Neighbours

| Local Authorities "Very Close"* to Kirklees (* Source LAIT) |
|---|
| Kirklees Council |
| Rochdale Borough Council |
| Bolton Council |
| Calderdale Council |
| Bury Borough Council |
| Dudley MBC |
| Derby City |
| Lancashire Council |
| Stockton-on Tees Borough Council |
| Leeds City Council |
| Telford & Wrekin Council |

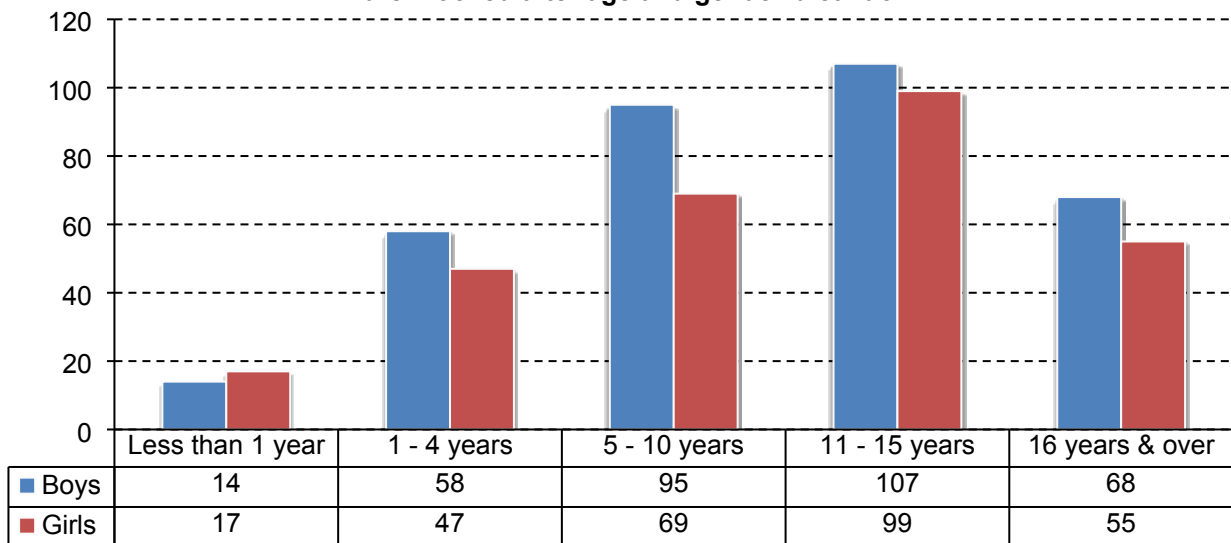
Children looked after and number of UASC



This graph shows the breakdown by age and gender of the children in care.

The largest age group for boys is 11 - 15 years with **107** (114) children and the largest age group for girls is 11 - 15 years with **99** (102) children.

Children looked after age and gender breakdown

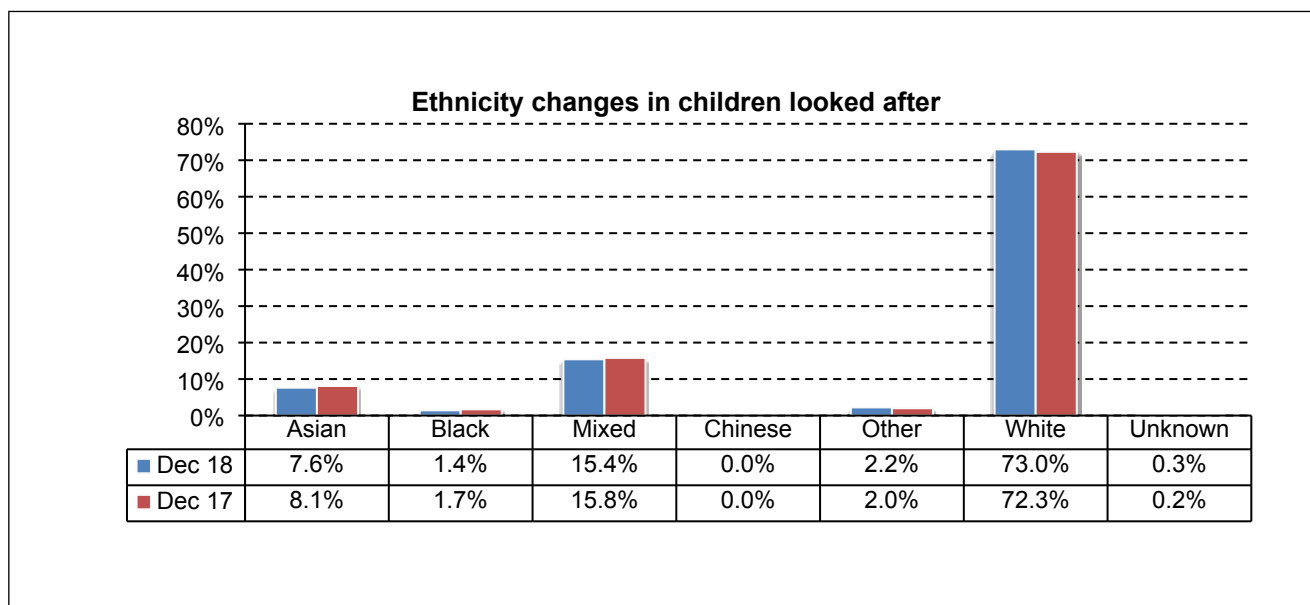


Children placed more than 20 miles outside of Kirklees

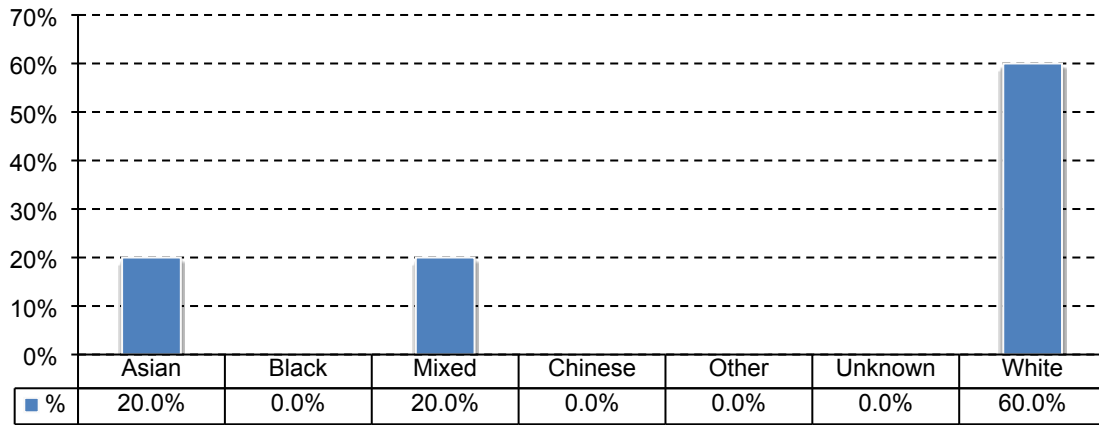
This graph shows a slight increase in children placed outside of Kirklees District, we continue to be proactive in recruiting new foster carers for our children within district.

| | 31 Jul 2018 | | 31 Aug 2018 | | 30 Sep 2018 | | 31 Oct 2018 | | 30 Nov 2018 | | 31 Dec 2018 | |
|---|-------------|-------|-------------|-------|-------------|-------|-------------|-------|-------------|-------|-------------|-------|
| | Number | % | Number | % | Number | % | Number | % | Number | % | Number | % |
| Placed outside Kirklees & over 20 miles from home address | 110 | 17.0% | 112 | 17.3% | 107 | 16.6% | 107 | 16.9% | 103 | 16.2% | 106 | 16.9% |

This graph shows the ethnic breakdown of the children looked after population at the end of December 2018 and the same point 12 months ago. This has been relatively stable throughout the period.



Ethnicity of children becoming looked after this month



2. Information required to take a decision

No decision is required.

3. Implications for the Council

3.1 **Working with People** Not applicable

3.2 **Working with Partners** Not applicable

3.3 **Place Based Working** Not applicable

3.4 Improving Outcomes for Children

This information is provided at the request of Corporate Parenting Board to monitor the number of children in care their age and location of placements.

3.5 **Reducing demand of services**

Not applicable

3.6 **Other (eg Legal/Financial or Human Resources)**

Not applicable

4. Consultees and their opinions

Not applicable

5. Next steps

A similar report will be presented at a future Children’s Parenting Board.

6. Officer recommendations and reasons

That the report be noted.

7. Cabinet portfolio holder's recommendations

Not applicable

8. Contact officer

Steve Comb Head of Corporate Parenting

9. Background Papers and History of Decisions

Previous reports to the Corporate Parenting Board on number and age of children in care.

10. Service Director responsible

Elaine McShane, Service Director (Child Protection and Family Support)